

# WAISMAN CENTER

UNIVERSITY OF WISCONSIN-MADISON

## Driving Directions to the Waisman Center from Various Areas of Wisconsin

### From the Milwaukee/Waukesha Area:

Take I-94 West. As you approach Madison, watch for Exit 240A LEFT toward Janesville. Take this LEFT exit, which will put you on I-39 South/I-90 East. Merge into the right lane and, after approximately 3.5 miles, take Exit 142A toward Madison. From Hwy 12/18, follow directions at right.



### From the Wausau/Stevens Point Area:

Take I-39/Hwy. 51 South. At Portage, I-39 merges into I-90/I-94. Continue until Exit 142A, which will put you on Hwy 12/18 heading west toward Madison. From Hwy 12/18, follow directions at right.



### From the Fond du Lac/Oshkosh/Appleton/Green Bay Area:

Take Hwy 41 South to Hwy 151 South. As you approach Sun Prairie, watch for Exit 97A and merge into I-39 South/I-90 East toward Chicago/Milwaukee. Continue until Exit 142A, which will put you on Hwy 12/18 heading west toward Madison. From Hwy 12/18, follow directions at right.



### From the Eau Claire/La Crosse/Wisconsin Dells Area:

Take I-94 East toward Madison/Chicago. As you approach Madison, take Exit 142A, which will put you on Hwy 12/18 heading west toward Madison. From Hwy 12/18, follow directions at right.



### From the Janesville/Rockford/Chicago Area:

Take I-39 North/I-90 West. As you approach Madison, take Exit 142A LEFT, which will put you on Hwy 12/18 heading west toward Madison. From Hwy 12/18, follow directions at right.



### From the Whitewater Area:

Take Hwy 12 toward Madison. As you approach Madison, you will merge into Hwy 12/18 heading west. From Hwy 12/18, follow directions at right.



### FROM HWY 12/18: Watch for Exit 258 (Midvale Boulevard/ Verona Road).


Take this exit and turn right (heading north) on Midvale Boulevard. After approximately 2.5 miles, you will come to a traffic light at University Avenue. Turn right (east) on University Avenue and merge into the left lane. After approximately one mile, turn left (heading north) at the University Bay Drive/Farley Avenue intersection. Continue straight ahead over the hill; at that point you will be on Highland Avenue. The Waisman Center is at the bottom of the hill on the left, across the street (and just past) the American Family Children's Hospital. Turn left at the second parking lot, which is adjacent to the recreational fields.

**From the Dubuque/Platteville/Mineral Point Area:** Take Hwy 151 North toward Madison. As you approach Madison, Hwy 151 becomes Verona Road. Once you drive under the West Beltline (Hwy 12/18) overpass, Verona Road becomes Midvale Boulevard. Stay on Midvale. After approximately 2.5 miles, you will come to a traffic light at University Avenue. Turn right (east) on University Avenue and merge into the left lane. After approximately one mile, turn left (heading north) on University Bay Drive. Continue over the hill; at that point you will be on Highland Avenue. The Waisman Center is at the bottom of the hill on the left. Park in the second parking lot, which is adjacent to the recreational fields.

■ See Map and Parking Instructions on Back

The Waisman Center, University of Wisconsin-Madison is dedicated to the advancement of knowledge about human development, developmental disabilities and neurodegenerative diseases throughout the lifespan.

1500 Highland Avenue • Madison, WI 53705 • www.waisman.wisc.edu • Director's Office: 608.263.5940



# WAISMAN CENTER

UNIVERSITY OF WISCONSIN-MADISON

## Driving Directions to the Waisman Center from within Madison and Parking Instructions

### DIRECTIONS:

**From the east**—follow University Avenue through campus and then go off to the right on Campus Drive; stay in the right lane and turn right at the University Bay Drive/Farley Avenue intersection.

**From the west**—follow University Avenue and turn left at the University Bay Drive/Farley Avenue intersection.

After making the turn (from either direction)... Continue straight over the hill; the road at that point becomes Highland Avenue. The Waisman Center is at the bottom of the hill on the left, across the street from UW-Children's Hospital.

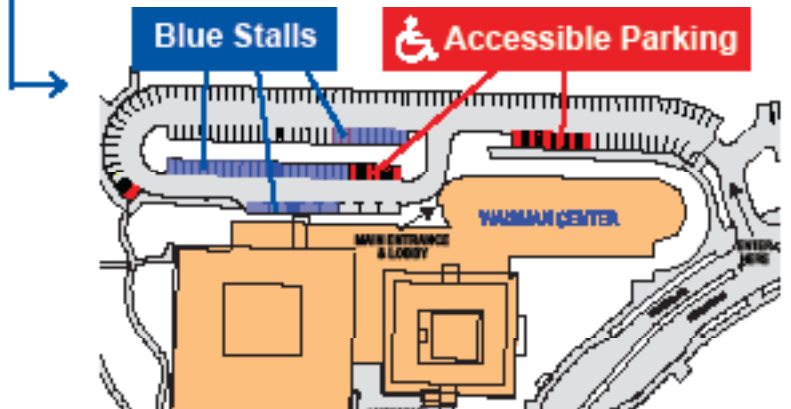
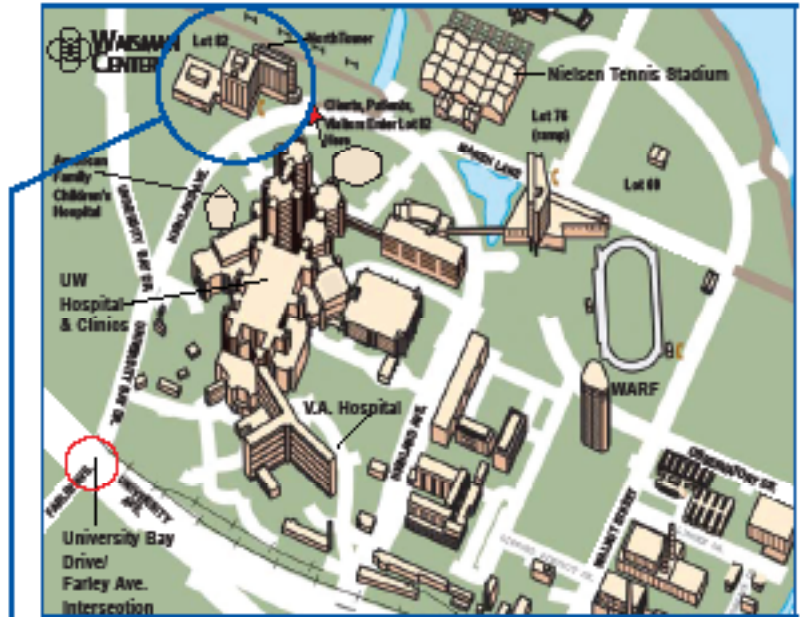
### PARKING:

All visitors should park in stalls outlined in **blue** and hang a visitor's permit from rear view mirror (a parking permit will be mailed to you prior to your visit). A permit is not required in the yellow stalls after 4:30 p.m. on weekdays or on weekends. A permit is required every day of the week (including weekends) in the **blue** stalls between the hours of 7:00 am and 4:30 pm. Individuals parked in DOT DIS or UW DIS stalls must display a valid, state-issued disabled permit at all times.

### ENTRANCE:

Enter building in north tower at main clinics/lobby doors. A reception desk is located in the main lobby.

**FFI:** [waisman.wisc.edu](http://waisman.wisc.edu)



**WAISMAN CENTER**  
1500 Highland Ave.  
Madison, WI 53705  
[www.waisman.wisc.edu](http://www.waisman.wisc.edu)

Director's Office: 608.263.5940